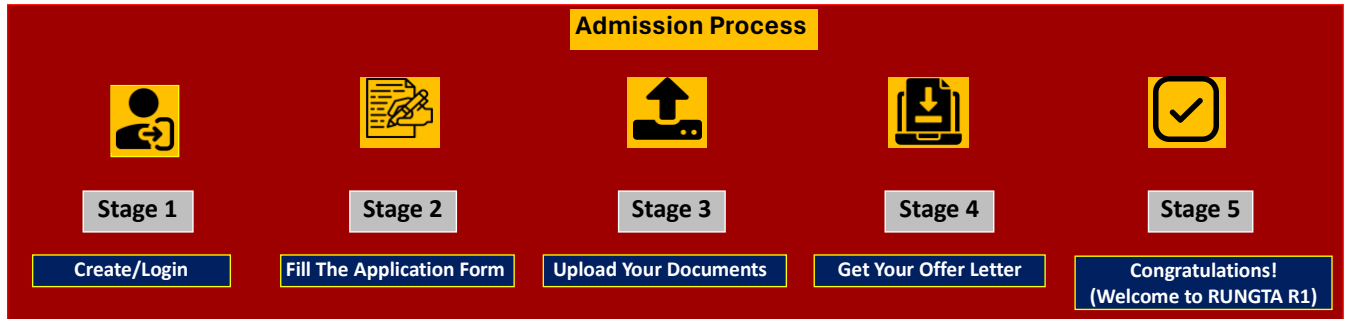



PROCESS OF APPLICATION -RUNGTA-R1



Step 1: Kickstart the admission process by clicking below.

<https://admission.rungta.ac.in>



Admissions Open 2024 - 2025

Register Login

Enter Name *

Enter Email Address *

+91 Enter Mobile Number *

Select State * Select City *

Select Course/Class Select Specialization

5953d3 Enter text as shown

"I authorize Rungta Educational Foundation and its representatives to Call, SMS, Email or WhatsApp me about its offers and products. This will override the registration on DND/ NDNC" *

Register

Resend Verification Email




Thank You for registering with **Rungta Educational Foundation**

[Back to home](#)

Step 2- Check your registered mailbox for an email from adm@rungta.ac.in.


RUNGTA
EDUCATIONAL FOUNDATION
BHILAI-CHHATTISGARH



Dear

Thank you for registering at **Rungta Educational Foundation**.

Confirm your email address to complete your account set-up. It's easy. Just click the button below.

 [Validate Email](#)

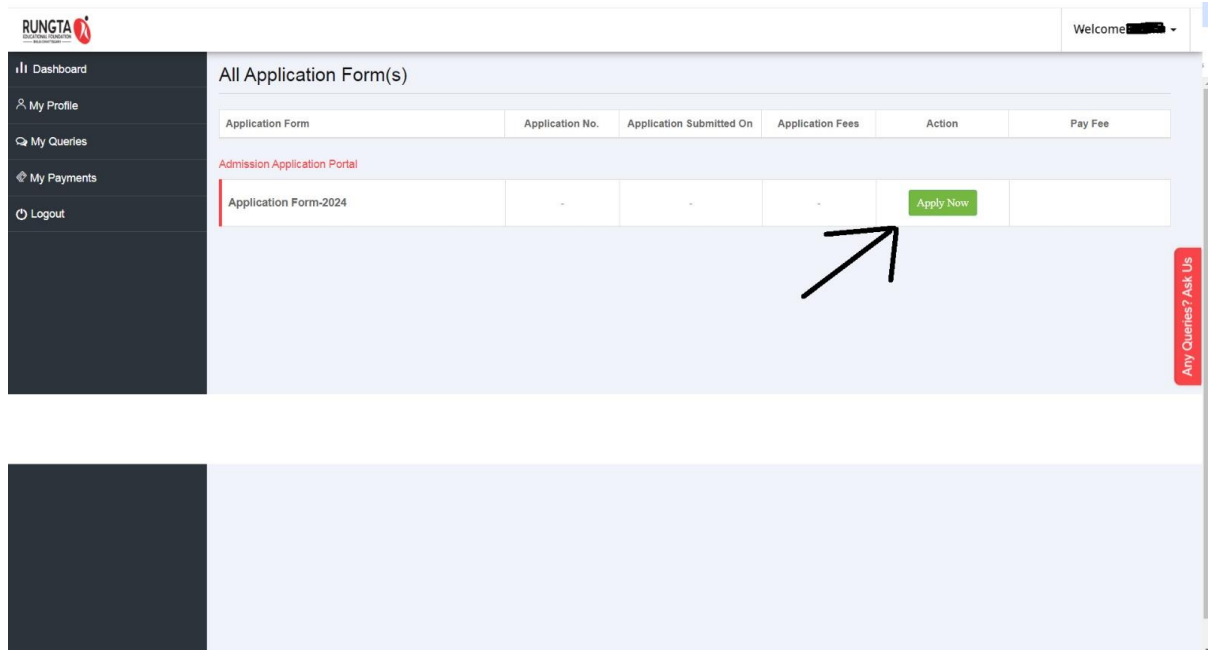
If clicking the link doesn't work, you can copy and paste the link into your browser's address window, or retype it there.

<https://admission.rungta.ac.in/verify/UGRISIRjYU1wOFpsalpUdjBxTktVNYtvT0xJZHlET2d5SDFZZXI3NGMwaVJLMVZLYnQ4VzNzODJEMDZRuu1uWENZemWWIvSWRQVGJ3SzNHenVpWFlkQUtUdFBjdGdONk5KNElnYzcxMFY2ekRXQjkwL1V5Z3dOdUVySVU4dDg4TnhjYnRHSjc0SDBRT1E3THVEN2FWSGJCS3V0Zi9IMFYxa0krSy9Rd0dtSW54blp2L0NWTWovRWE4NXk1NkIwa2IydjYreVBnS3kxTFgvUA==>

Admissions Office
Rungta Group of Institutions

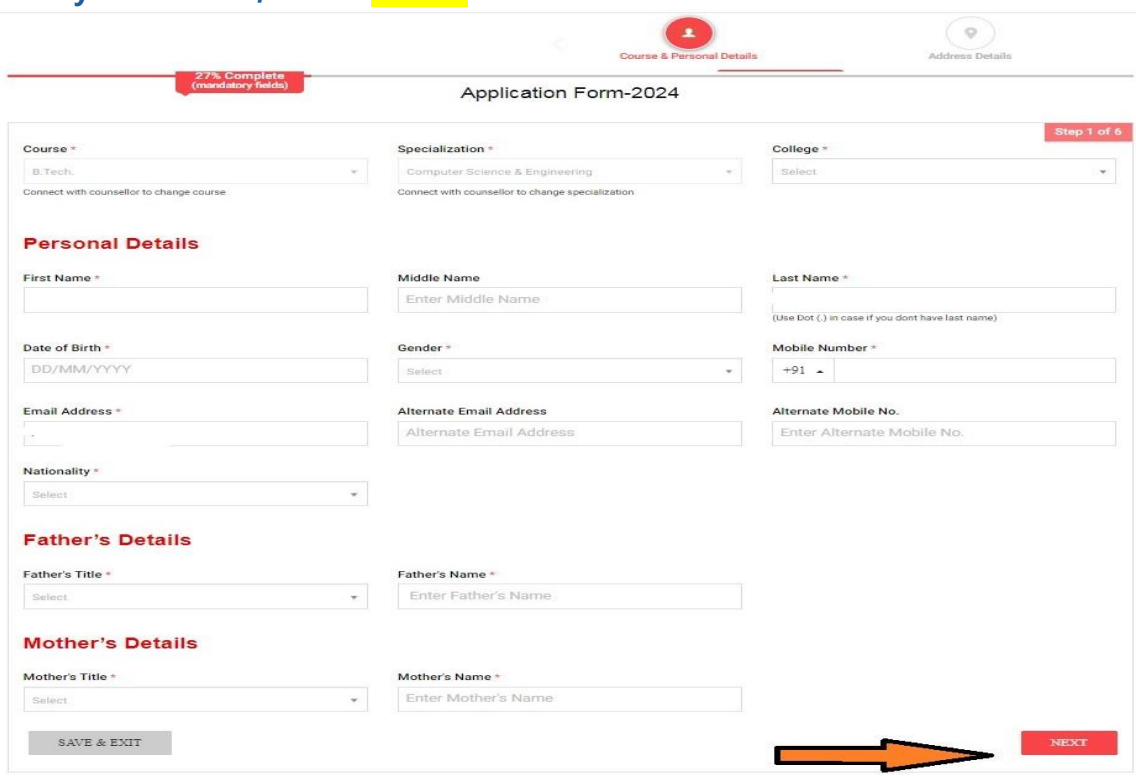
Click the "Validate Email" button to initiate your RUNGTA-R1 **International** Application journey.

Step 3- You will be redirected to this below page. Now Begin your application by clicking on the "Apply Now" button.



The screenshot shows the 'All Application Form(s)' page. A table lists application forms, with the first row containing 'Application Form-2024' and an 'Apply Now' button. A hand-drawn arrow points to this button. The left sidebar contains navigation options: Dashboard, My Profile, My Queries, My Payments, and Logout. A 'Welcome' message is visible in the top right corner.

Step 4- Complete the Program and Personal Details section by filling in all mandatory fields. Then, hit the "Next" button.



The screenshot displays the 'Application Form-2024' form, indicating 27% completion of mandatory fields. The 'Course & Personal Details' section is active, showing dropdown menus for Course (B.Tech.), Specialization (Computer Science & Engineering), and College. Below this are sections for Personal Details, Father's Details, and Mother's Details, each with input fields for names, dates, and contact information. A 'Next' button is highlighted with a hand-drawn orange arrow at the bottom right.

Step 5- Navigate through the Address Details section, ensuring all mandatory fields are filled before clicking "Next".

Application Form-2024

Course & Personal Details **Address Details** Academic Qualification Entrance Exam Details

58% Complete (mandatory fields)

Step 2 of 6

Address for Correspondence

Country * State * District * City *


Address Line 1 * Address Line 2 Pincode / Zipcode *

Address Line 1 Address Line 2 Pincode
In case your country doesn't have pincode/zipcode enter 0

Is Permanent Address Same As Address For Correspondence? *

Yes No

BACK SAVE & EXIT **NEXT**



Step 6- Move on to the Educational Qualifications Details section, fill in all mandatory fields, and then proceed by clicking "Next".

Application Form-2024

Course & Personal Details Address Details Academic Qualification Entrance Exam Details

85% Complete (mandatory fields) Step 3 of 6

Educational Details *

10TH 12TH ITI Diploma UG PG

10th / Equivalent Details

10th / Equivalent Details

	School Name	Board	Major Field / Core Courses	Year of Passing	Result Status	Marking Scheme	Percentage / CGPA	10 Board Roll No
10th / Equivalent	<input type="text"/>	Select	<input type="text"/>	YYYY	Select			<input type="text"/>

12th / Equivalent Details

12th / Equivalent Details

	School Name	Board	Major Field / Core Courses	Year of Passing	Result Status	Marking Scheme	PCM /PCB/ Percentage / CGPA	12th Percentage/ CGPA	12 Board Roll No
12th / Equivalent Details	<input type="text"/>	Select	<input type="text"/>	YYYY	Select				<input type="text"/>

BACK SAVE & EXIT **RUNGTA** EDUCATIONAL FOUNDATION BHLAI-CHHATTISGARH **NEXT**

Step 7- Provide the required information in the Entrance Exam Details section, making sure all mandatory fields are completed. Click "Next" to proceed.



Application Form-2024

Course & Personal Details Address Details Academic Qualification Entrance Exam Details

85% Complete (mandatory fields) Step 4 of 6

Have You Given Any Entrance Exam ? *

Select Have You Given Any Entrance Exam

BACK SAVE & EXIT **NEXT**

Step 8-Upload necessary documents in the Upload Details section, then click "Next".

Application Form-2024

89% Complete (mandatory fields) Step 5 of 6

Academic QualificationEntrance Exam DetailsUpload DocumentsDeclaration

Class Xth Mark sheet

[Fetch From DigiLocker](#) OR No file chosen

Why fetch from DigiLocker?

Max Limit 5 MB (only jpeg , jpg , png , pdf allowed)

Class XIth Mark sheet

[Fetch From DigiLocker](#) OR No file chosen

Why fetch from DigiLocker?

Max Limit 5 MB (only jpeg , jpg , png , pdf allowed)

Diploma 1st Year/Semester Marksheet

[Fetch From DigiLocker](#)

Why fetch from DigiLocker?

OR

No file chosen

Max Limit 5 MB (only jpeg , jpg , png , pdf allowed)

Diploma 2nd Year/Semester Marksheet

[Fetch From DigiLocker](#)

Why fetch from DigiLocker?

OR

No file chosen

Max Limit 5 MB (only jpeg , jpg , png , pdf allowed)

Diploma 3rd Year/Semester Marksheet

[Fetch From DigiLocker](#)

Why fetch from DigiLocker?

OR

No file chosen

Max Limit 5 MB (only jpeg , jpg , png , pdf allowed)

UG 1st Year/Semester Marksheet

[Fetch From DigiLocker](#)

Why fetch from DigiLocker?

OR

No file chosen

Max Limit 5 MB (only jpeg , jpg , png , pdf allowed)

UG 2nd Year/Semester Marksheet

[Fetch From DigiLocker](#)

Why fetch from DigiLocker?

OR

No file chosen

Max Limit 5 MB (only jpeg , jpg , png , pdf allowed)

UG 3rd Year/Semester Marksheet

[Fetch From DigiLocker](#)

Why fetch from DigiLocker?

OR

No file chosen

Max Limit 5 MB (only jpeg , jpg , png , pdf allowed)

UG 4th Year/Semester Marksheet

[Fetch From DigiLocker](#)

Why fetch from DigiLocker?

OR

No file chosen

Max Limit 5 MB (only jpeg , jpg , png , pdf allowed)

PG 1st Year/Semester Marksheet

[Fetch From DigiLocker](#) OR No file chosen

Why fetch from DigiLocker?

PG 2nd Year/Semester Marksheet

[Fetch From DigiLocker](#) OR No file chosen

Why fetch from DigiLocker?



Step 9- Complete the Declaration Details section, ensuring all mandatory fields are filled, then submit your application by clicking the "Submit Application" button.

Application Form-2024

Academic Qualification Entrance Exam Details Upload Documents Declaration

89% Complete (mandatory fields) Step 6 of 6

Declaration

I, the candidate for admission to the Rungta Educational Foundation, solemnly declare that I will strictly adhere to the current and future rules and regulations. I will not participate in any unsocial anti-national activities, such as protests, agitations, strikes, or ragging. Furthermore, I will avoid any act of indiscipline or rule violation. I also agree to reimburse any furniture, apparatus, or other property damage caused by my carelessness or wantonness. With this, I declare that all information/certificates I provided for admission are correct and genuine. If any information/certificate is found to be incorrect at any stage, my admission will stand canceled without notice, and I may have no claim whatsoever. Furthermore, I am fully aware that once admitted to the institute, the annual fee is non-refundable under any circumstances. Therefore, I will have no claim on it except for caution money, if I leave the college before completing the Degree / Diploma / PG Programme, I will be obligated to pay the total college fees for the remaining years.

Applicant Name * Parent Name *

Date *

BACK SAVE & EXIT PREVIEW SUBMIT APPLICATION

Step 10- Upon successful submission, you'll receive an Application Number. You can also print your Application Form. Access these details by clicking on "Welcome" and then navigating to "My Dashboard".

← BACK TO DASHBOARD

Thank You!

Your application has been submitted successfully.

Application Number : REF/2024/00114

Print Acknowledgement Receipt Print Application Form

For further reference and any correspondence, please ensure that you mention your application number printed above for easy retrieval of your application form.

This also serves as an acknowledgement that your application has been received by the institution. You can print your completed application form and acknowledgement receipt for your own records.

Welcome

Step 11: After submission, the RUNGTA-R1 Admissions Team will process your application. You'll receive an Offer Letter notification via your registered email address, and you can download the Offer Letter from your Student Dashboard once it's released.

The screenshot shows the RUNGTA Admission Application Portal dashboard. At the top right, it says "Welcome". The left sidebar contains navigation links: Dashboard, My Profile, My Queries, My Payments, and Logout. The main content area is titled "Dashboard" and features three summary cards: "No Application(s) In-Progress", "01 Application(s) Completed" (highlighted in red), and "No Query Raised". Below these is a table with columns: Application Form, Application No., Application Submitted On, Application Fees, Action, and Pay Fee. A table row shows "Application Form-2024" with application number "REF/2024/00114" and submission date "07/02/2024 11:00 AM". The "Action" column for this row contains "Application Completed" and a red "Document Verification" button. At the bottom left of the table, there are links for "Ack. Receipt" and "Application Form". A red vertical button on the right edge says "Any Queries? Ask Us". An orange arrow points to the "Application Form" link at the bottom left of the table.

Application Form	Application No.	Application Submitted On	Application Fees	Action	Pay Fee
Application Form-2024	REF/2024/00114	07/02/2024 11:00 AM	-	Application Completed Document Verification	

THANKYOU!!